

DG2-500(2V500Ah)



Specification

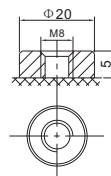
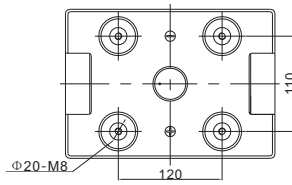
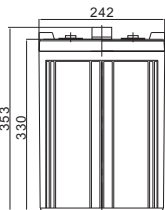
Cells Per Unit	1
Voltage Per Unit	2
Capacity	500Ah@10hr-rate to 1.80V per cell @25°C
Weight	Approx. 30.5 Kg (Tolerance ±2%)
Internal Resistance	Approx. 1.0 mΩ
Terminal	F10(M8)
Max. Discharge Current	2500A (5 sec)
Design Life	20 years (floating charge)
Maximum Charging Current	100.0 A
Reference Capacity	C3 390.0AH
	C5 432.5AH
	C10 500.0AH
	C20 530.0AH
Float Charging Voltage	2.27 V~2.30 V @ 25°C Temperature Compensation: -3mV/°C/Cell
Cycle Use Voltage	2.37 V~2.40 V @ 25°C Temperature Compensation: -4mV/°C/Cell
Operating Temperature Range	Discharge: -40°C~60°C
	Charge: -20°C~50°C Storage: -40°C~60°C
Normal Operating Temperature Range	25°C ±5°C
Self Discharge	RITAR Valve Regulated Lead Acid (VRLA) batteries can be stored for up to 6 months at 25°C and then recharging is recommended. Monthly Self-discharge ratio is less than 3% at 25°C. Please charged batteries before using.
Container Material	A.B.S. UL94-HB, UL94-V0 Optional.



DG (Deep Cycle GEL) series is pure GEL battery with 20 years floating design life, it is ideal for standby or frequent cyclic discharge applications under extreme environments. By using strong grids, high purity lead and patented Gel electrolyte, the DG series offers excellent recovery capability after deep discharge under frequent cyclic discharge use, and can deliver 450 cycles at 100% DOD. Suitable for solar & wind system, CATV, marine, RV and deep discharge UPS, and telecommunication, etc.



Dimensions



F10 TERMINAL

Length	242±1mm (9.53 inches)
Width	172±1mm (6.77 inches)
Height	330±1mm (13.0 inches)
Total Height	353±1mm (13.9 inches)
Terminal	Value
M5	6~7 N*m
M6	8~10 N*m
M8	10~12 N*m

Unit: mm

Constant Current Discharge Characteristics : A(25°C)

F.V/Time	15MIN	30MIN	1HR	2HR	3HR	4HR	5HR	6HR	8HR	10HR	20HR
1.60V	631.5	489.0	327.0	200.5	146.5	112.5	90.0	81.5	66.5	52.0	28.0
1.65V	600.5	469.5	323.0	193.5	140.5	110.0	89.0	79.5	63.5	51.5	27.5
1.70V	560.0	442.5	317.0	190.5	137.0	107.5	87.5	77.5	62.5	51.0	27.0
1.75V	497.0	398.0	291.5	180.0	130.0	104.0	86.5	73.5	60.5	50.5	26.5
1.80V	428.0	362.5	275.0	171.5	125.0	100.0	85.0	72.5	59.5	50.0	26.0
1.85V	362.0	326.5	254.0	162.0	119.0	97.5	80.0	68.5	56.5	48.5	24.5

Constant Power Discharge Characteristics : WPC(25°C)

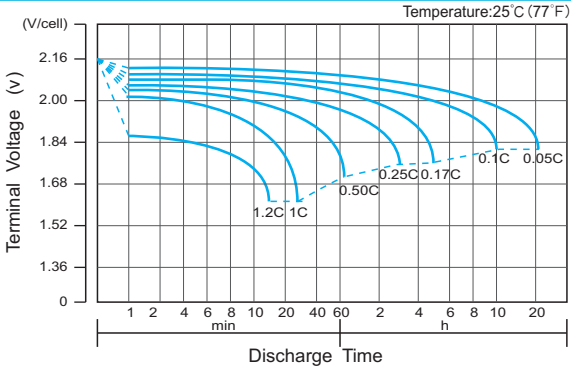
F.V/Time	15MIN	30MIN	1HR	2HR	3HR	4HR	5HR	6HR	8HR	10HR	20HR
1.60V	1106	891.0	609.0	375.5	273.0	198.0	178.5	157.0	126.5	103.5	56.0
1.65V	1077	886.0	605.5	370.0	267.5	195.0	177.0	155.0	125.5	102.5	55.0
1.70V	1017	838.5	599.5	364.5	263.5	194.5	175.0	151.5	123.5	102.0	54.0
1.75V	905.5	756.0	562.5	345.5	254.0	184.5	172.5	144.0	119.5	101.0	53.0
1.80V	784.0	689.5	535.0	329.5	243.5	184.0	169.5	142.0	117.5	100.0	52.0
1.85V	668.5	621.5	496.0	312.0	232.0	170.5	160.0	134.5	111.5	97.0	49.0

(Note) The above characteristics data are average values obtained within three charge/discharge cycle not the minimum values.

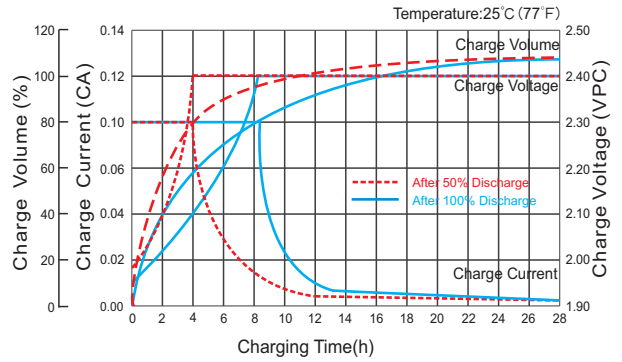
DG2-500(2V500Ah)



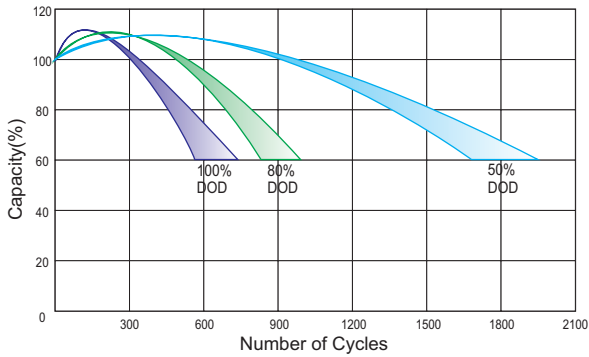
Discharge Characteristics Curve



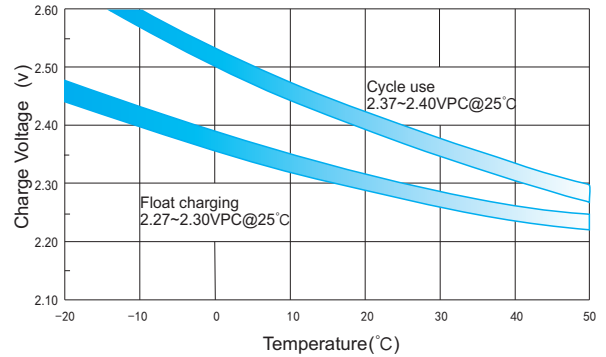
Charge Characteristic Curve for Cycle Use(IU)



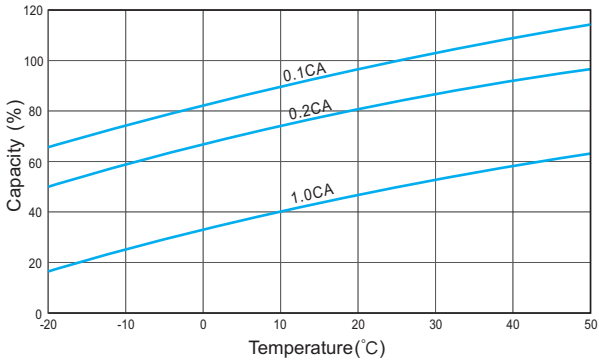
Cycle Life in Relation to Depth of Discharge



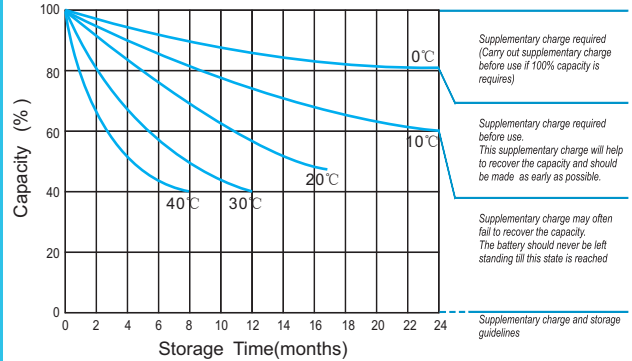
Relationship Between Charging Voltage and Temperature



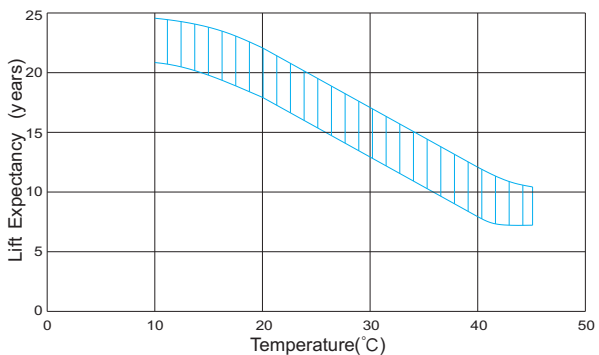
Temperature Effects on Capacity



Storage Characteristics



Effect of Temperature on Long Term Life



Relationship of OCV And State of Charge(20°C)

