

DC12-260 (12V260Ah)



Specification

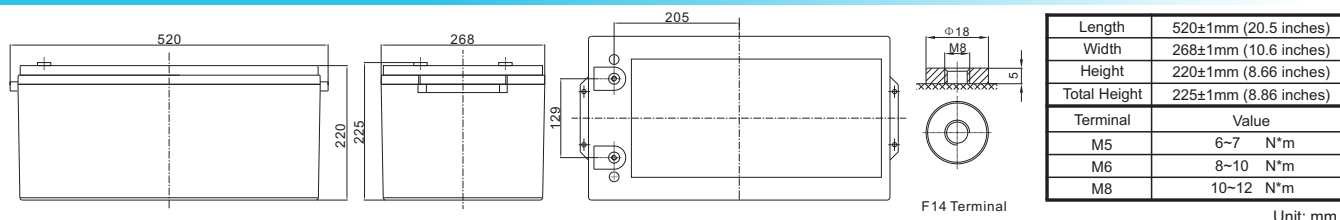
Cells Per Unit	6
Voltage Per Unit	12
Capacity	260Ah@10hr-rate to 1.80V per cell @25°C
Weight	Approx. 74.0 Kg (Tolerance ± 1.5%)
Internal Resistance	Approx. 3.5 mΩ
Terminal	F14(M8)
Max. Discharge Current	2600A (5 sec)
Design Life	12 years (floating charge)
Maximum Charging Current	78.0 A
Reference Capacity	C3 201.3AH C5 229.0AH C10 260.0AH C20 274.0AH
Float Charging Voltage	13.6 V~13.8 V @ 25°C Temperature Compensation: -3mV/°C/Cell
Cycle Use Voltage	14.6 V~14.8 V @ 25°C Temperature Compensation: -4mV/°C/Cell
Operating Temperature Range	Discharge: -20°C~60°C Charge: 0°C~50°C Storage: -20°C~60°C
Normal Operating Temperature Range	25°C ± 5°C
Self Discharge	RITAR Valve Regulated Lead Acid (VRLA) batteries can be stored for up to 6 months at 25°C and then recharging is recommended. Monthly Self-discharge ratio is less than 3% at 25°C. Please charged batteries before using.
Container Material	A.B.S. UL94-HB, UL94-V0 Optional.



DC (Deep Cycle) series batteries provide superior high integrity and reliability. It is specially designed for frequent cyclic charge and discharge. By using strong grids, thick plate and specially active material are designed for repeated deep-discharge applications. The DC series batteries offers 30% more cyclic life than the standby series. It is suitable for solar and wind renewable energy storage, mobility and medical equipment, RV, telecom, broadband and cable TV, UPS systems etc.



Dimensions



Constant Current Discharge Characteristics : A(25°C)

F.V/Time	10MIN	15MIN	30MIN	1HR	2HR	3HR	4HR	5HR	8HR	10HR	20HR
1.60V	542.8	427.9	248.0	155.7	96.2	71.7	57.3	48.3	32.9	27.9	14.2
1.65V	524.7	415.0	242.8	152.8	94.5	70.6	56.5	47.7	32.6	27.6	14.1
1.70V	501.1	398.2	236.0	148.9	92.4	69.1	55.4	46.9	32.1	27.3	13.9
1.75V	469.6	375.6	226.6	143.6	89.4	67.1	54.0	45.8	31.4	26.7	13.7
1.80V	427.3	345.2	213.7	136.3	85.3	64.4	52.0	44.2	30.5	26.0	13.3
1.85V	369.6	303.3	195.6	125.8	79.4	60.4	49.1	42.0	29.1	25.0	12.9

Constant Power Discharge Characteristics : WPC(25°C)

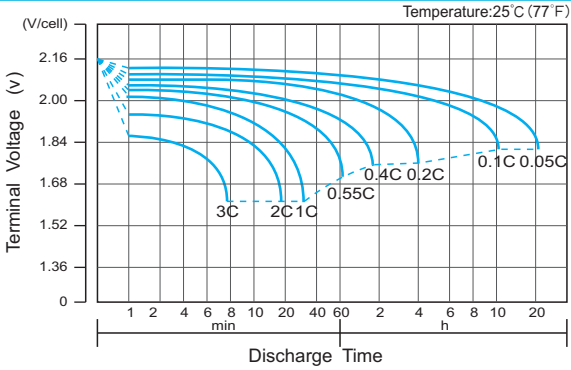
F.V/Time	10MIN	15MIN	30MIN	1HR	2HR	3HR	4HR	5HR	8HR	10HR	20HR
1.60V	923	748	451	291	182	137	110	93.0	64.3	54.9	28.0
1.65V	916	741	448	289	180	136	109	92.4	63.8	54.4	27.8
1.70V	884	717	437	282	177	133	107	91.0	62.9	53.7	27.5
1.75V	843	686	424	274	172	130	105	89.2	61.7	52.8	27.0
1.80V	781	640	404	261	165	125	101	86.5	60.0	51.4	26.4
1.85V	687	570	374	243	154	118	96.0	82.4	57.4	49.4	25.5

(Note) The above characteristics data are average values obtained within three charge/discharge cycle not the minimum values.

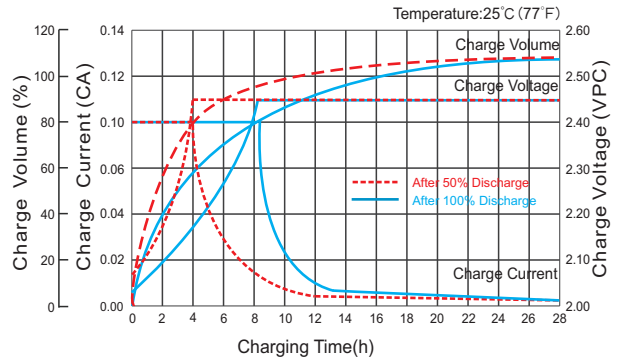
DC12-260(12V260Ah)



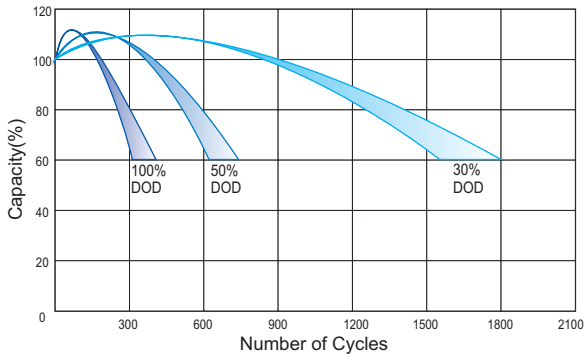
Discharge Characteristics Curve



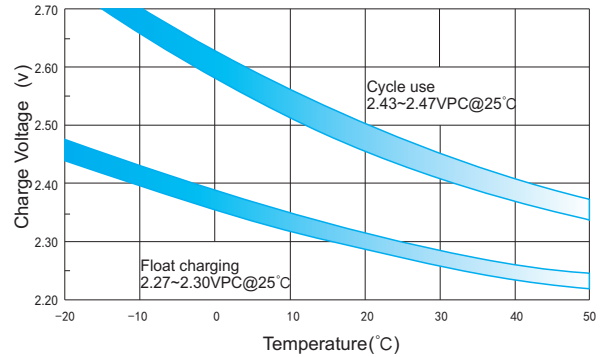
Charge Characteristic Curve for Cycle Use(IU)



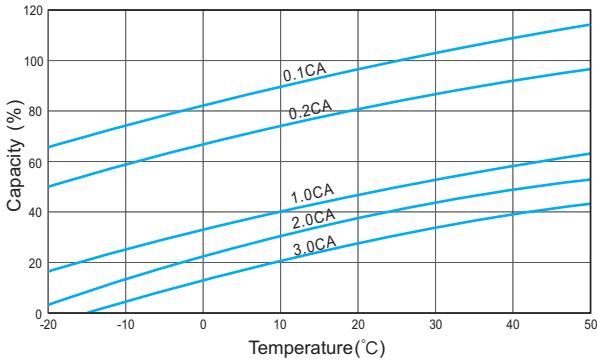
Cycle Life in Relation to Depth of Discharge



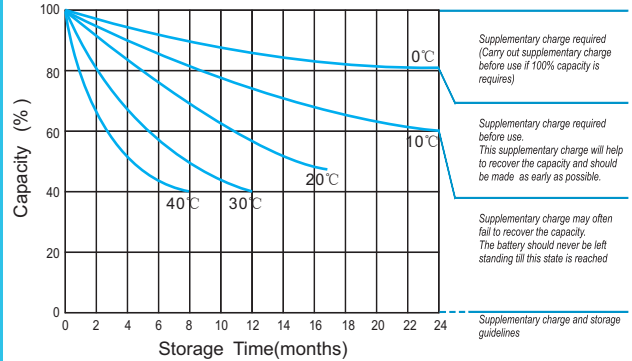
Relationship Between Charging Voltage and Temperature



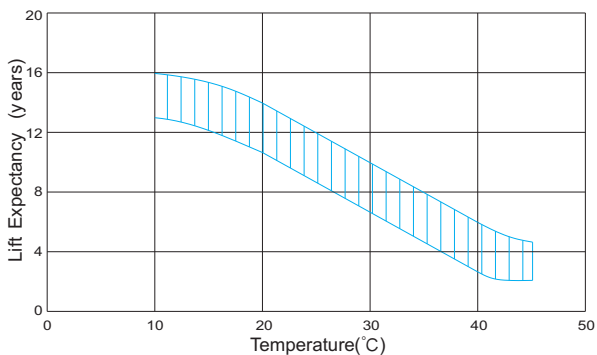
Temperature Effects on Capacity



Storage Characteristics



Effect of Temperature on Long Term Life



Relationship of OCV And State of Charge(20°C)

